



## eLJF-CLINICAL Quick 6-step tutorial

The eLJF-CLINICAL is a prescribing aid in the form of a VISION guideline that includes most LJF medications that are relevant to prescribing in primary care.

It is regularly updated to include LJF recommended options as well as prescribing notes and buttons linking to useful resources

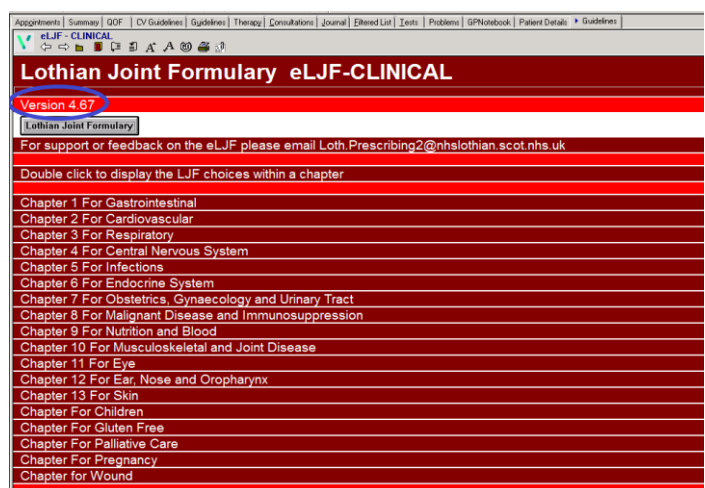
### ONE Check version

Within Vision consultation manager select a dummy **adult** patient. Look for the tab bar (not shown in this screenshot).

Do you have a 'tab' for eLJF-CLINICAL installed on your clinical profile? Click on the 'tab' and confirm that you have the current version.

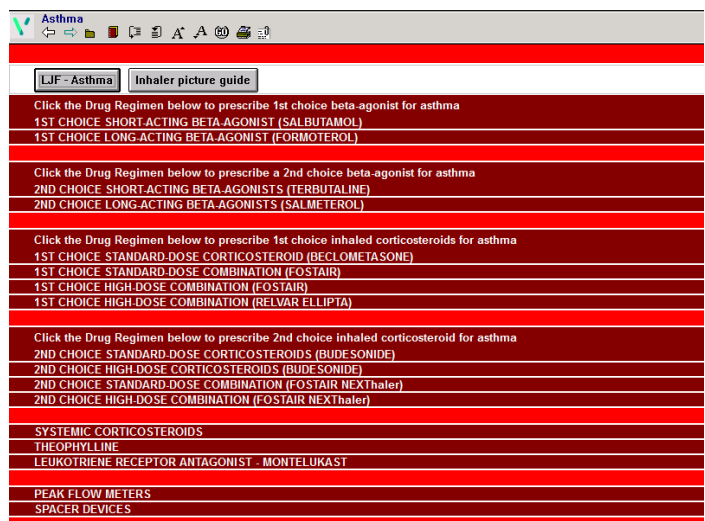
You can check the [LJF website](#) to confirm that you have the correct version of eLJF-CLINICAL.

If you don't have an eLJF-CLINICAL tab then please contact your IT lead.



### TWO Prescribe LJF first choice


To prescribe the LJF first choice combination inhaler for asthma, double click 'Chapter 3 For Respiratory'. Double click on the 'Asthma' clinical heading. Look down the list of 'drug regimes' and identify the first line combination inhaler for asthma. Note that there are standard dose and high dose options. Double click on either the standard dose or high dose option to reveal treatment duration options. Double click the preferred treatment duration to initiate an acute or repeat prescription (click [here](#) for more information). Once the prescription is generated, go to the therapy tab to print off.





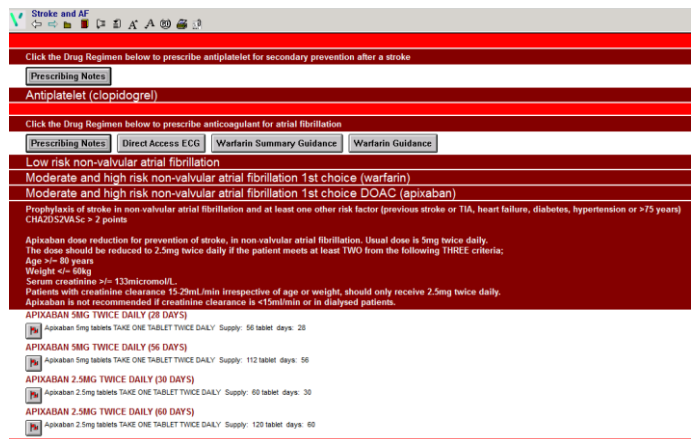
### THREE Use the 'GO' button

The 'GO' button can be used to select multiple products within a drug regimen. The best example is when prescribing '*just in case*' medicines for palliative care. Enter the 'Chapter For Palliative Care'. Click on one of the drug regimes. Click on all four drugs and then hit the 'GO' button. A prescription will now be generated with the multiple items. This technique can also be used when prescribing for *H. pylori* eradication. The result is a highly accurate prescription with the correct dosing instructions. Go to the therapy tab to print prescription.



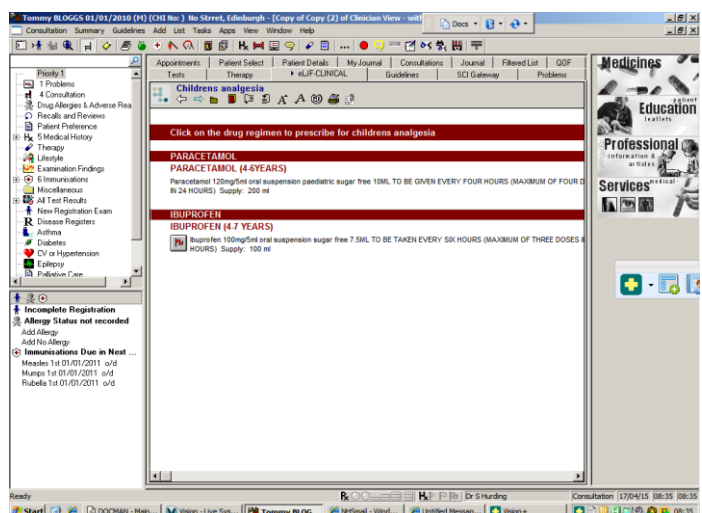
### FOUR Prescribe an anticoagulant for AF

Note that eLJF-CLINICAL provides selected prescribing information to help ensure a safe and effective prescription. Enter 'Chapter 2 For Cardiology' and select the section on Stroke and AF. Enter a drug regime and see that selected prescribing notes are included for certain drug regimes.



### FIVE Prescribe for a child

Exit the dummy adult patient consultation and enter a dummy child patient. (If you don't have a dummy child patient, then either make one, or use an actual patient depending on your preference). The children's chapter of eLJF-CLINICAL uses age specific filters to obtain the correct dose of medicine. Prescribe paracetamol for the child and note that the dosing is correct as per current MHRA and LJF guidance. The accurate dosing instruction helps to ensure an adequate dose of analgesia is used.





## SIX Needing more help?

You can contact the Medicines Management team for more support or to provide feedback on:

[Loth.prescribing2@nhslothian.scot.nhs.uk](mailto:Loth.prescribing2@nhslothian.scot.nhs.uk)

